


3D ORBITAL FLOOR

Solutions

Plate designed from CT-scan data to approximate anatomy of orbital floor and medial wall

Globe Retractor

- Designed to help visualize orbital floor during surgery
- Fan-design reduces head width during insertion and expands within the orbit to help clear defect site
- Laser-etched markings on both sides of retractor head to help gauge depth of defect site



3D Orbital Floor Inlay

- Designed to hold small and large, left and right, 3D Orbital Floor plates
- Sits beneath standard inlay within the Universal 1.2 Upper-Face Module
- Laser etched to aid in plate identification




Plate Holding Forcep

- Plate holding forceps utilizes two pins to stabilize plate
- Angled forcep for optimal insertion with enhanced surgical view



Ordering Information

PLATES

| | |
|----------|--------------------------------------|
| 54-04004 | 3D Orbital Floor Plate, Right, Small |
| 54-04005 | 3D Orbital Floor Plate, Right, Large |
| 54-04006 | 3D Orbital Floor Plate, Left, Small |
| 54-04007 | 3D Orbital Floor Plate, Left, Large |

STORAGE

| | |
|----------|------------------------------|
| 29-12017 | 3D Orbital Floor Plate Inlay |
|----------|------------------------------|

INSTRUMENTATION

| | |
|----------|---|
| 01-01820 | Plate Holding Forcep - 3D Orbital Plate |
| 01-02395 | Globe Retractor, Adjustable |
| 01-15315 | Tessier Wire Cutters |

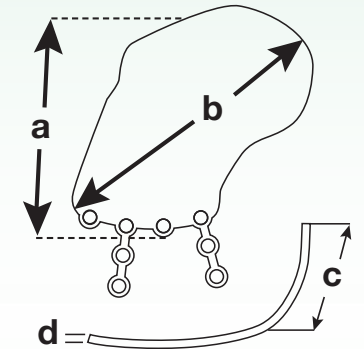
Plate dimensions:

SMALL:

| | |
|---|---------|
| A | – 31mm |
| B | – 34mm |
| C | – 12mm |
| D | – 0.4mm |

LARGE:

| | |
|---|---------|
| A | – 35mm |
| B | – 36mm |
| C | – 16mm |
| D | – 0.4mm |



stryker[®]

Stryker Craniomaxillofacial
Kalamazoo, MI 49002 USA
Toll Free: 800.962.6558
Phone: 269.389.5346
Fax: 877.648.7114

Literature Number:
9410-400-398 Rev. A

www.stryker.com

The information presented is intended to demonstrate the breadth of Stryker product offerings. A surgeon must always refer to the package insert, product label and/or instructions for use before using any Stryker product. Products may not be available in all markets because product availability is subject to the regulatory and/or medical practices in individual markets. Please contact your Stryker representative if you have questions about the availability of Stryker products in your area.

A surgeon must always rely on his or her own professional clinical judgment when deciding whether to use a particular product when treating a particular patient. Stryker does not dispense medical advice and recommends that surgeons be trained in the use of any particular product before using it in surgery.

Stryker Corporation or its divisions or other corporate affiliated entities own, use or have applied for the following trademarks or service marks: **Stryker**. All other trademarks are trademarks of their respective owners or holders